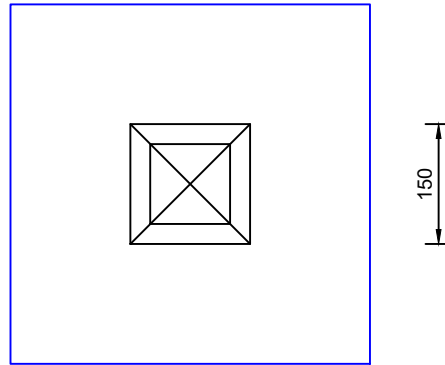
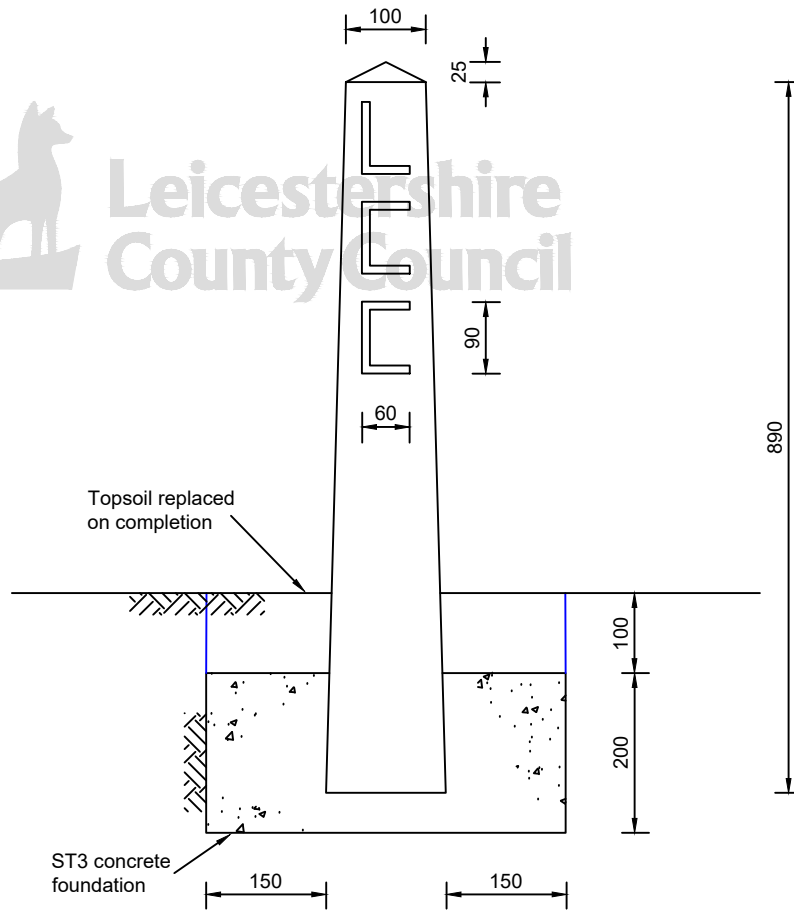





Leicestershire
County Council



NOTES:

1. All dimensions are in millimetres unless otherwise stated.
2. Posts shall be manufactured in accordance with Appendix A : Concrete Components of BS1722 : Part 1.



Leicestershire
County Council

©Crown copyright 2015. All rights reserved. Use of this image is limited to viewing on-line and printing one copy. Leicestershire County Council. 100019271.



TITLE:

LEICESTERSHIRE COUNTY COUNCIL BOUNDARY POST

FENCING

ENVIRONMENT AND
TRANSPORT DEPARTMENT

DRAWING NUMBER

SD/300/22

DATE

APRIL 2024

AUTOCAD REF

SCALE

K:\GENERAL\ID9997\STDDRG\STD DRGS 2015

NOT TO SCALE

0

01.04.2024

Supersedes Dwg. SD/3/22 - September 2002

Rev

Date

Notes on Revision

THE FOLLOWING DRAWING IS SD/300/25