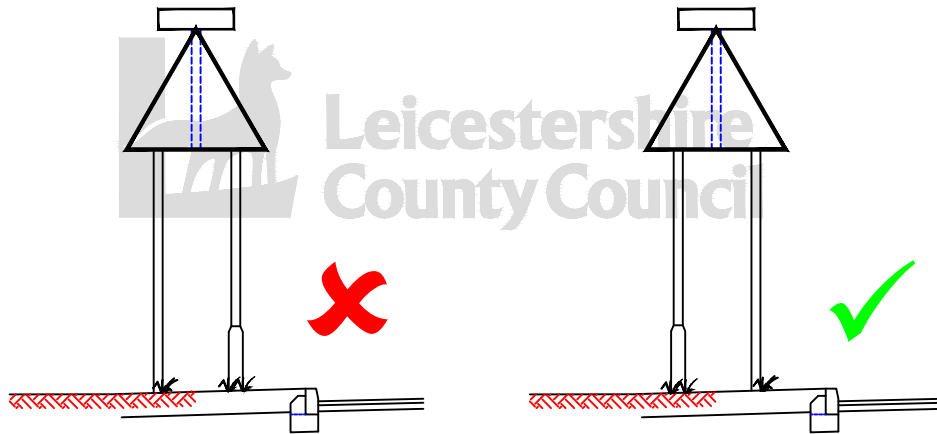
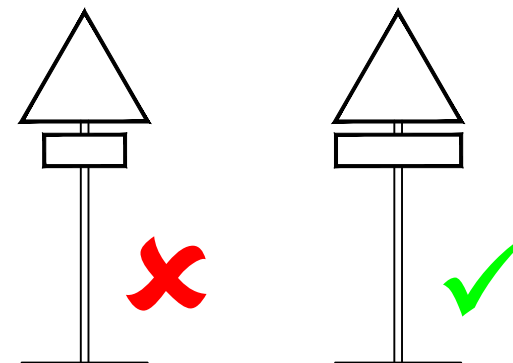
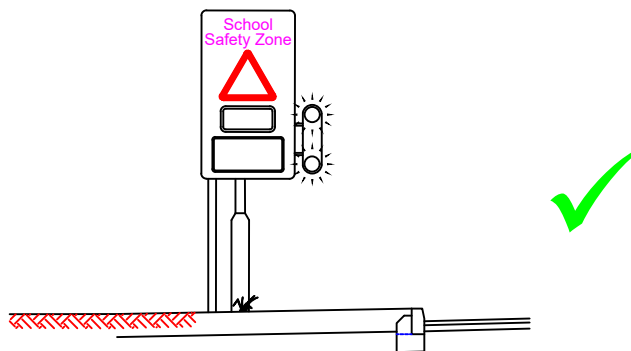


NOTES:

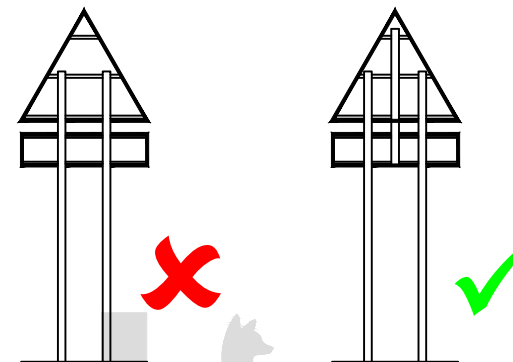
1. All Road traffic signs to TSRGD.



THE LARGE BASE POST SHOULD BE SITED FURTHEST AWAY FROM THE CARRIAGEWAY (THE EXCEPTION IS FOR SCHOOL FLASHING SIGNS - SEE BELOW)



WHERE POSSIBLE AND WHERE LEGEND ALLOWS, THE SUPPLEMENTARY PLATE SHOULD BE A SIMILAR WIDTH TO THE MAIN PLATE, BUT DO NOT BREAK THE DESIGN RULES TO ACHIEVE THIS



WHERE IT IS IMPRACTICAL FOR THE MAIN POSTS TO REACH THE UPPER STIFFENER CHANNEL RAIL, USE A STUB/STIFFENER POST AS SHOWN

©Crown copyright 2015. All rights reserved. Use of this image is limited to viewing on-line and printing one copy. Leicestershire County Council. 100019271.



ENVIRONMENT AND
TRANSPORT DEPARTMENT

TITLE:

TRAFFIC SIGNS

SIGN ASSEMBLIES - DOS AND DON'TS (PART 2)

DRAWING NUMBER

SD/1200/04

DATE

APRIL 2024

AUTOCAD REF

K:\GENERAL\ID9997\STDORG\STD DRGS 2015

SCALE

NOT TO SCALE

0

01.04.2024

Supersedes Dwg. SD/12/4 - September 2002

Rev

Date

Notes on Revision